

# Off-Season Conditioning

*Strength Training and Nutrition Strategies to Build a Solid Base*

TCSD December BYOC

www.RehabUnited.com

## Overview

- Physiological Effects Of Strength Training
- Basic Principles Of Strength Training
- Designing A Program
- Fitting The Program Into Your Training
- Calculating Energy Needs
- Nutrition Periodization
- Eating While On The Go

## Why Supplement With Strength Training?

- Neurological Response
  - Improve Coordination
  - Improve #of Muscle Fibers Recruited
- Injury Prevention
  - Increases Bone Density
  - Maintains Joint Flexibility
  - Develop Control Through Available Range Of Motion
- Increase Your "Hotness" Factor
  - Slows Loss of Lean Muscle Mass
  - Increases Hypertrophy

## The Principles

- Identify your Limiting Factors
- Develop Short & Long-Term Goals
- Take Objective Measurements to Show Progress
- Create Sport-Specific Exercises
  - Principles → Strategies → Techniques
- Provide Adequate Stress in a Safe Manner
- Obey the Periodization Gods
- Do Not Abandon the Core

## Endurance Vs. Strength



### Muscular Strength

- Maximal force a muscle or muscle group can generate
  - (often expressed as one-rep max or 1-RM)



### Muscular Endurance

- Ability to make repeated contractions against a submaximal load

## Recovery & Prehab

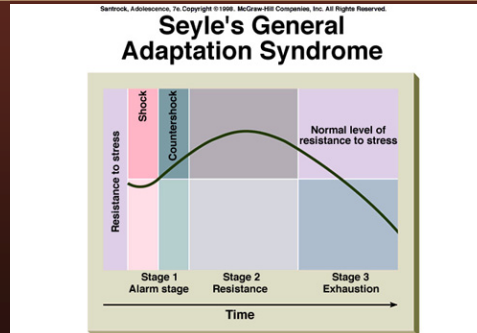
*We spend much more time recovering than we do training . . .*

*. . . so why do we emphasize our TRAINING more than RECOVERY?*

## Overreaching vs Overtraining

- |                                                                                                                                                                              |                                                                                                                                                                                                     |
|------------------------------------------------------------------------------------------------------------------------------------------------------------------------------|-----------------------------------------------------------------------------------------------------------------------------------------------------------------------------------------------------|
| <p><b>Overreaching</b></p> <ul style="list-style-type: none"> <li>❑ Short Term (days)</li> <li>❑ Reversible with Recovery</li> <li>❑ Positive Training Adaptation</li> </ul> | <p><b>Overtraining</b></p> <ul style="list-style-type: none"> <li>❑ Long Term (weeks, months)</li> <li>❑ Irreversible with Recovery (short term)</li> <li>❑ Negative Training Adaptation</li> </ul> |
|------------------------------------------------------------------------------------------------------------------------------------------------------------------------------|-----------------------------------------------------------------------------------------------------------------------------------------------------------------------------------------------------|

## General Adaptation Syndrome

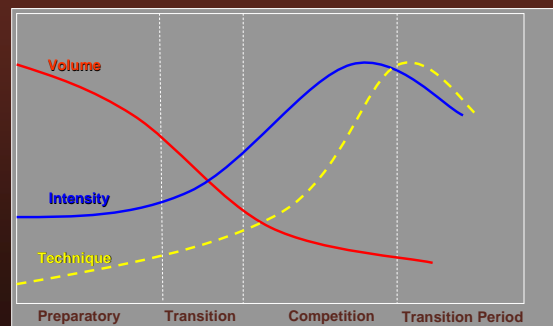


## General Adaptation Syndrome

- ❑ Phase One – *Alarm Phase*
  - First 2-3 wks of training
  - Neural Adaptation
- ❑ Phase Two – *Super-Compensation Phase*
  - Biochemical, physiological, structural, mechanical adaptations
- ❑ Phase Three – *Maladaptation Phase*
  - Overtraining = Staleness = Exhaustion

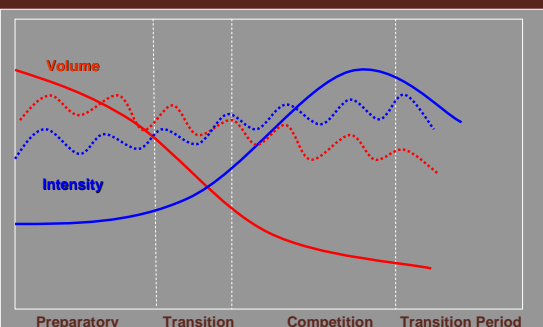
Manipulation of GAS theory promotes a progressive system of **periodization** that can be developed to prevent overtraining and optimize performance

## Linear Periodization (Matveyev)



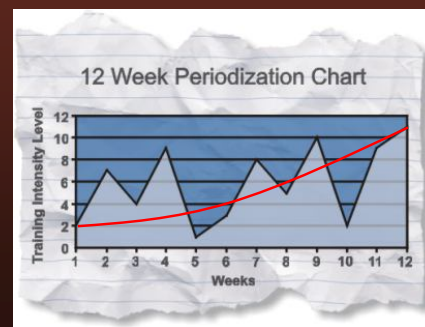
Adapted From Essentials of Strength & Conditioning, 2nd Edition, NSCA

## Non-Linear (Undulating) Periodization



Adapted From Essentials of Strength & Conditioning, 2nd Edition, NSCA

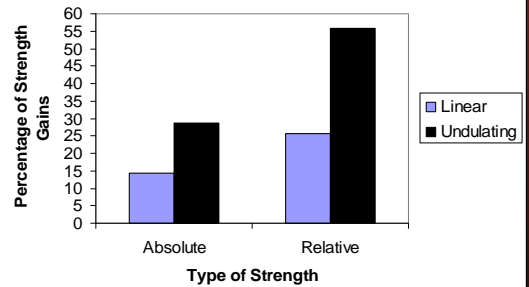
## Non-Linear (Undulating) Periodization



## Quick Summary of "Sciency" Stuff

- Periodization Can Decrease Injury Risk
  - Manipulation of Training Variables
  - Planned Cycles of Active Rest
- Non-Linear (Undulating) Periodization:
  - Frequent Changes in Variables
  - Increases in Strength with Equal Volume

## Strength Gains in Linear vs. Undulating Periodization



Rhea, et al. (2002)

## Program Design

### Joe Friel's 4 phases

- Anatomical Adaptation (AA)
  - "Filling The Tank" while developing proper technique
    - High Reps with light weights (ie. 20-30 reps body weight with little recovery)
- Maximum Transition (MT)
  - Prepare for upcoming strength with lower reps and increased weight (ie. 10-15 reps with body weight +)
- Maximum Strength (MS)
  - Improve force generation (ie. 5-8 reps with heavy weights and long recovery)
- Strength Maintenance (SM)
  - Maintain strength but focus more on sport activities (ie. 8-12 reps with moderate weight and recovery)

## Fitting It All In...

- Coordinate the Program w/Sport Demands
  - Lift on low impact days (bike/swim) after training session if possible
- Body should be able to tolerate one strength workout/week during all phases of training outside of race (taper) weeks
  - Aim for 2-3/week during prep/base periods
- Plan Recovery Workout Every 3-4 Weeks
  - Reduce weight, # of sets, or # of sessions

## The Off-Season Plan

1. **Filling the Tank**
  - Increase Fitness Base
  - 3-Plane Functional Mobility
  - Core Strength, Balance, Coordination
2. **Power UP**
  - Improve Strength & Power
  - Run/Ride Longer & Stronger
  - Train Harder
3. **Transition to Season**
  - Muscular Endurance
  - Sport-Specific Speed & Strength
  - In-Season Maintenance

## Designing A Workout

- Work flexibility as an active recovery between heavier lifts
- Warm up & cool down with dynamic mobility exercises
- Muscle Groups:
  - Legs - calves, quads, glutes, hamstrings, IT Band
  - Arms - biceps, triceps, lats, rotator cuff
  - Core - obliques, multifidi, abdominals
- Make program as specific to your needs as possible

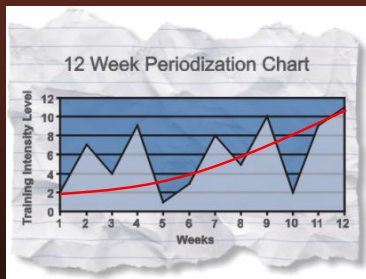
## Example Athletes



## Nutrition - Barriers

- ❑ Time
- ❑ Education
- ❑ Money
- ❑ Behavior
- ❑ Increased Needs

## Nutrition Periodization



Intake = Output  
Different Training Phase = Different Nutrition Plan

## Determining Nutrient Needs

Macronutrient Requirements		Activity Factor	
CHO	50-70%	Sedentary	1.2
	2.5-4.5 g/lb	Lightly Active	1.3
PRO	12-18%	Moderate	1.5
	0.5-0.8 g/lb	Heavy	1.75
FAT	20-30%	Extreme	2.0

$$TDEE = REE \times PA$$

## Determining Nutrient Needs

### Tammie Tri

- ❑ 5'4", 125 lbs.
- ❑ REE = (125 x 10) = 1250 Calories
- ❑ Heavy Activity (AF = 1.8)
- ❑ TEE = 1250 x 1.8
- ❑ TEE = 2250 Calories/day



## Determining Nutrient Needs

### Method 1

- ❑ CHO = 3.0 g/lb = 125 (Wt) x 3.0 = **375 g**
- ❑ PRO = .75 g/lb = 125 (Wt) x .75 = **94 g**

**Sally: 375g/95g**



## Increasing Lean Mass

- Caloric & Nutrient Density
  - **Calorie:** High in Calories for Volume
  - **Nutrient:** High in Vitamins/Minerals for Volume
- Weight Loss: **Nutrient Dense**
- Weight Gain: **Nutrient + Calorie Dense**
  - Nutrient Timing
    - Isn't Everything . . . It's the Only Thing
  - Protein-Sparing Effect of Carbohydrate
    - Use Carbs for Energy
    - "Spare" Protein for Tissue Building

## Nutrient or Calorie Dense?



## FAsT Food?

- Mon: Carl's Jr.
- Wed: In 'N Out
- Fri: Taco Shop



## Carl's "Not-So" Jr.



Six Dollar Guacamole Bacon Burger:  
1140 Calories, 85g Fat

With Chill Cheese Fries & Strawberry Malt:  
2920 Calories, 177g Fat

### Nutrition Facts

Serving Size 1 order (412g)

Amount Per Serving	Calories from Fat 650
	% Daily Value*
<b>Calories</b> 1060	111%
<b>Total Fat</b> 72g	144%
Saturated Fat 30g	60%
Trans Fat	
<b>Cholesterol</b> 150mg	30%
<b>Sodium</b> 1860mg	37%
<b>Total Carbohydrate</b> 60g	12%
Dietary Fiber 3g	6%
Sugars 19g	38%
<b>Protein</b> 40g	80%
Vitamin A 15%	Vitamin C 20%
Calcium 30%	Iron 30%

\*Percent Daily Values are based on a diet of other people's secrets.  
Your daily values may be higher or lower depending on your calorie needs.

NutritionData.com

## Carl's Jr.

Charbroiled BBQ Chicken Sand  
Charbroiled Chicken Salad  
Medium Fries  
Iced Tea

1080 Calories  
33.5g Fat  
75g Protein  
123g Carbohydrate

## In 'N Out



### Option 1

- Double-Double
  - Regular
- Fries
- 32oz Lemonade

1430 Calories  
59g Fat  
1440mg Sodium

### Option 2

- Double-Meat
  - Ketchup & Mustard Instead
- Fries
- Iced Tea w/lemon

810 Calories  
34g Fat  
850mg Sodium

Cheese = 90 Calories, 8g Fat, 350mg Sodium

## *In 'N Out*



Shake it up?  
685 Calories  
33g Fat



Tasty Smoothie  
671 Calories  
10g Fat



## *Taco Shop – Take Uno*

**Carne Asada Burrito  
Corona**

**1429 Calories  
63 g/Fat**



## *Taco Shop – Take Dos*

**6 Chicken "Street" Tacos  
Corona**

**750 Calories  
21 g/Fat**



## *One Week Later . . .*

<u>Before</u>	<u>After</u>
□ kcal: 6464	□ Kcal: 3311
□ Fat: 332	□ Fat: 99g

**3150 kcal (1 pound)  
230 g Fat (2100 kcal)**

# Thank You!

Questions?  
bwilson@rehabunited.com  
jrobinson@rehabunited.com